Haier

CEILING FLOOR



The data in this catalogue is purely indicative as the data may vary.
Please be advised to check the accuracy of the data with the supplier before purchasing products.

SILENCE

The use of DC Inverter fans and optimised design reduces the noise level of the indoor units.
Minimum level of sound pressure of only 33dB(A).



5 SPEED FAN

The fan speed can be set to 5 different programs:
Turbo - High - Medium - Low - Super Low.
(Only with YR-HB or wired controllers)

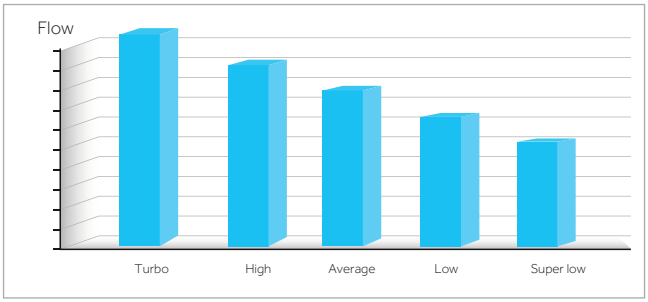

FRESH AIR

Air exchange allows the introduction of clean air into the room.

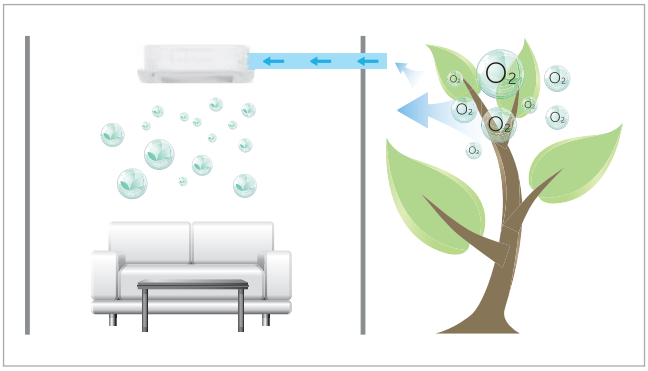

FLOW +

The air is distributed equally in every corner of the room to ensure maximum comfort. The unit can be installed on the ceiling at a height of up to 4,2 m.

EASY PCB MAINTENANCE

Easy to wire and maintain PCB: simply open the grill.

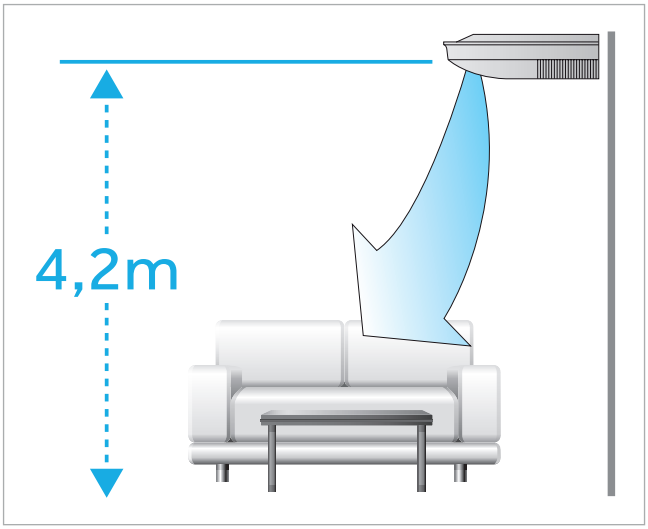

The data in this catalogue is purely indicative as the data may vary.
Please be advised to check the accuracy of the data with the supplier before purchasing products.

Haier

NEW

CEILING FLOOR

A+++ (A+++ ↑ D)

2,5 kW
3,5 kW
5,0 kW
7,1 kW
10,5 kW
12,5 kW
14,0 kW
16,0 kW

Unit R32 compatible R410A

Please see pages 31 & 32 For Controller Options

hOn
Integrated Wi-Fi Control



The versatile Ceiling Floor air conditioner range adapts to any space, mounting effortlessly on ceilings or floors to suit your needs. Ideal for offices and shops, it operates with quiet efficiency and offers 5 adjustable fan speeds for customized comfort. The Fresh Air system ensures continuous ventilation while Flow+ technology optimizes airflow. It combines performance with energy savings with a thin, sleek design and a high resolution LED display.

KEY FEATURES



Silence


Flow +


5 Speed Fan


Fresh Air

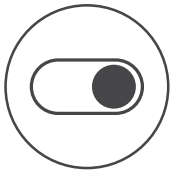
On-Off Card



UVC Sterilisation

EN-378 Install Values	
(≥AC71) CEILING	
m (kg)	Sup. (m²)
1,225	0,95
1,40	1,25
1,60	1,63
1,80	2,07
2,00	2,55
2,20	3,09
2,40	3,68
2,60	4,31
2,80	5,00
3,00	5,74

EN-378 Install Values	
(≥AC71) FLOOR	
m (kg)	Sup. (m²)
1,225	12,9
1,4	16,8
1,6	22,0
1,8	27,8
2,0	34,3
2,2	41,5
2,4	49,4
2,6	58,0
2,8	67,3
3,0	77,2

The data in this catalogue is purely indicative as the data may vary.
Please be advised to check the accuracy of the data with the supplier before purchasing products.

MODEL	Indoor NEW		AC25S2SG2FA(H)	AC35S2SG2FA(H)	AC50S2SG2FA(H)	AC71S2SG2FA(H)
	Outdoor		1U25S2SM1FA-2	1U35S2SM1FA-2	1U50S2SJ2FA-2	1U71S2ST1FA
Performance data						
Output power - COOLING	nom (min-max)	kW	2,5 (0,7-4,3)	3,50 (1,00-4,30)	5,00 (1,40-5,70)	7,10 (2,00-7,30)
Output power - HEATING	nom (min-max)	kW	3,1 (0,9-4,6)	4,00 (1,00-5,30)	5,80 (1,40-6,00)	7,80 (2,50-8,50)
Absorbed power – COOLING	nom (min-max)	kW	0,77 (0,25-1,6)	0,91 (0,30-1,50)	1,45 (0,50-2,00)	1,89 (0,50-2,60)
Absorbed power – HEATING	nom (min-max)	kW	0,84 (0,25-1,6)	1,07 (0,50-1,60)	1,56 (0,52-2,35)	1,95 (0,50-3,10)
Energy class	EER	W/W	3,23	3,81	3,48	3,75
	COP	W/W	3,71	3,73	3,73	4,00
COOLING Pdesign	35 °C	kW	2,5	3,50	5,00	7,10
HEATING Pdesign	(-10 °C)	kW	2,8	3,00	4,40	5,00
Energy class	SEER		6,1 (A+++)	8,50 (A+++)	7,31 (A++)	7,15 (A++)
	SCOP		4,0 (A+)	4,47 (A+)	4,10 (A+)	4,25 (A+)
Annual Energy Consumption - COOLING		kWh/a	210	146	240	406
Annual Energy Consumption - HEATING		kWh/a	1398	945	1491	1831
Indoor Unit						
Power supply		Ph/V/Hz	1/220~240/50/60	1/220~240/50/60	1/220~240/50/60	1/220~240/50/60
Treated air volume	H/M/L/Q	m3/h	580/480/380/280	750/620/500/400	880/750/650/500	1250/1128/930/840
High sound power		dB	50	53	57	61
Sound pressure		dB(A)	35/32/28/26	39/36/33/30	44/41/38/35	43/40/38/35
Net dimensions	WxDxH	mm	1000x230x680	1000x230x680	1000x230x680	1325x230x680
Packaging dimensions	WxDxH	mm	1100x305x779	1100x305x779	1100x305x779	1425x305x779
Net/gross weight		kg	26,0/32,0	26,0/32,0	26,0/32,0	33,5/41,9
Outdoor Unit						
Power supply		Ph/V/Hz	1/220~240/50	1/220~240/50	1/220~240/50	1/220~240/50/60
Power cable		N x mm2	3 x 1,5	3 x 1,5	3 x 1,5	3 x 4,0
Interconnection cable		N x mm2	4 x 1,0	4 x 1,0	4 x 1,0	4 x 2,5
Sound power	H	dB	59	61	63	68
Sound pressure	H	dB(A)	47	48	51	54
Running current cooling/heating	Max	A	8,0	8,0	10,68	13,1
Starting current cooling/heating	Max	A	2,0	2,0	2,0	2,0
Net dimensions	WxDxH	mm	800x280x553	800x280x553	820x305x643	890x340x705
Packaging dimensions	WxDxH	mm	902x375x614	902x375x614	940x390x697	1046x460x780
Net/gross weight		kg	27,6/30,4	30,0/32,9	37,8/40,5	44,0/48,0
Compressor type			Rotary inverter	Rotary inverter	Twin rotary inverter	Twin rotary inverter
Installation data						
Refrigerant			R32	R32	R32	R32
Liquid pipe	Ø	mm (inch)	6,35 (1/4)	6,35 (1/4)	6,35 (1/4)	9,52 (3/8)
Gas pipe	Ø	mm (inch)	9,52 (3/8)	9,52 (3/8)	12,70 (1/2)	15,88 (5/8)
Standard pipe length without refrigerant charge		m	7	7	7	10
Maximum pipe length		m	20	20	25	50
Maximum IU - OU elevation		m	10	10	15	30
Refrigerant charge in the factory		kg	0,63	0,78	1,10	1,23
Refrigerant charge in the factory		TCO2eq	0,43	0,53	0,74	0,83
Additional ref. charge over std length		g/m	20	20	20	45
Operating limits - COOLING (in/out)	min-max	°C	-20~43			
Operating limits - HEATING (in/out)	min-max	°C	-20~24			

Additional technical specifications on next page →

The data in this catalogue is purely indicative as the data may vary.
Please be advised to check the accuracy of the data with the supplier before purchasing products.